

**TITLE**

Using an Imagery Intervention to Train Visual Exploratory Activity in Elite Academy Football Players

**AUTHOR**

Pocock, Chris; Dicks, Matt; Thelwell, Richard C.; et al.

**JOURNAL**

Journal of Applied Sport Psychology

**DATE DEPOSITED**

30 October 2017

**This version available at**

<http://research.stmarys.ac.uk/id/eprint/1881/>

---

**COPYRIGHT AND REUSE**

Open Research Archive makes this work available, in accordance with publisher policies, for research purposes.

**VERSIONS**

The version presented here may differ from the published version. For citation purposes, please consult the published version for pagination, volume/issue and date of publication.

1 Running Head: TRAINING VISUAL EXPLORATORY ACTIVITY

2

3 **Using an Imagery Intervention to Train Visual Exploratory Activity in Elite Academy**  
4 **Football Players**

5

6 Chris Pocock<sup>1,2</sup>

7 Matt Dicks<sup>2</sup>

8 Richard C. Thelwell<sup>2</sup>

9 Michael Chapman<sup>2</sup>

10 Jamie B. Barker<sup>3</sup>

11

12 Author Note

13 <sup>1</sup>Expert Performance and Skill Acquisition research group, School of Sport, Health and  
14 Applied Science, St Mary's University, Twickenham, U.K.

15 <sup>2</sup>Department of Sport and Exercise Science, University of Portsmouth, U.K.

16 <sup>3</sup>Centre for Sport, Health and Exercise Research, Staffordshire University, U.K.

17 Correspondence concerning this article should be addressed to Chris Pocock, School of Sport,  
18 Health and Applied Science, St Mary's University, Twickenham, TW1 4SX. Tel: 020 8240  
19 8243; Email: Chris.Pocock@stmarys.ac.uk

20

21 **Accepted for publication in Journal of Applied Sport Psychology on 18<sup>th</sup> October, 2017**

22

**Abstract**

23 Football players adapt their movements to opportunities within the surrounding environment by  
24 engaging in Visual Exploratory Activity (VEA) to pick-up information. This study adds to the  
25 extant literature by using a six-week PETTLEP imagery intervention to train VEA and improve  
26 performance with the ball. A single-case, multiple-baseline across participants' design was  
27 conducted with five elite academy football players. Results indicated that a PETTLEP imagery  
28 intervention improved VEA, particularly in center midfielders. Additionally, indications of  
29 improvements in performance with the ball were present within some participants. Future  
30 researchers could examine the processes underpinning VEA to enhance applied interventions for  
31 this skill.

32

33 Key words: Visual exploratory activity, PETTLEP imagery, affordances, decision-making

34           **Using an Imagery Intervention to Train Visual Exploratory Activity in Elite Academy**  
35   **Football Players**

36   Expertise in fast-ball sports such as cricket, tennis, and football is predicated on the control of  
37   accurate and skillful movements under strict spatiotemporal constraints. Research indicates that  
38   successful performance in team sport necessitates that players constantly adapt their actions  
39   relative to changes in the environment (Araújo, Davids, & Hristovski, 2006). For example, when  
40   in possession of the ball, football players are required to decide whether they should pass or run  
41   with the ball. With every unfolding moment, information in the environment (e.g., position of  
42   teammates and opponents) will alter, inviting a new set of possible actions. Importantly,  
43   decisions will emerge relative to the accurate perception of what the environment offers a  
44   performer given his/her movement capabilities (i.e., affordances: Fajen, Riley, & Turvey, 2009;  
45   Gibson, 1979). In this regard, accurate perceptual-motor control is underpinned by the education  
46   of attention towards task relevant information that is scaled to a performer's movement  
47   capabilities (Dicks, Davids, & Button, 2010; Orth, Davids, Araújo, Renshaw, & Passos, 2014).

48           Research proposes that decision-making in team sports consists of transitions in courses  
49   of action that reflect the use of available information in the environment, rather than a set of  
50   discrete choices at separate decision points (Araújo et al., 2006). Theoretically, such a proposal is  
51   reconciled by Gibson's (1979) ecological approach, which places emphasis on the reciprocal  
52   nature of perception-action and the importance of studying the pick-up of information as an  
53   active process, which encompasses the mobile body (for reviews, see Fajen et al., 2009; van der  
54   Kamp, Rivas, van Doorn, & Savelsbergh, 2008). In support of such assertions, research indicates  
55   that sport performers engage in VEA to prospectively control actions and adapt to the dynamic  
56   and emergent nature of sport situations (Jordet, 2005). Specifically, for behavior in team ball

57 sports, Jordet (2005) defined exploratory activity as “A body and/or head movement in which the  
58 player’s face is actively and temporarily directed away from the ball, seemingly with the  
59 intention of looking for teammates, opponents or other environmental objects or events, relevant  
60 to the carrying out of a subsequent action with the ball” (p.143). The importance of such  
61 behavior is thought to support skilled performance as analysis of elite football players indicates  
62 that a higher frequency of VEA before receiving the ball is reflective of a higher forward passing  
63 accuracy (Jordet, Bloomfield, & Heijmerikx, 2013).

64 Engagement in exploratory actions is thought to be critical for the acquisition of  
65 perceptual-motor control (Adolph, Eppler, Marin, Weise, & Clearfield, 2000) as this supports the  
66 attunement of actions to changing properties of the environment (Reed, 1996). For example, in a  
67 recent climbing study, Seifert and colleagues revealed that behavioral exploration during practice  
68 led to increased climbing fluency in a transfer test (Seifert, Boulanger, Orth, & Davids, 2015).  
69 Such evidence highlights that exploratory or variable actions can play a performatory role during  
70 the control of action (Stoffregen & Mantel, 2015). Specifically, prospective or anticipatory  
71 control has been conceptualized as “exploration from a distance” (Adolph et al., 2000, p.447),  
72 whereby ongoing movements are adapted to changes in the environment to generate information  
73 or possibilities for the control of subsequent actions. In the context of sport, initial findings have  
74 highlighted the importance of anticipatory control where the availability of advance visual  
75 information is used to control ongoing actions, such as a goalkeeper’s movements when facing a  
76 penalty kick (e.g., Dicks, Button, & Davids, 2010).

77 Given that anticipatory control is critical to performance in sport, a number of studies  
78 have investigated whether this facet of skilled performance can be enhanced through training, in  
79 particular, via video-based simulations (for a review, see Dicks, van der Kamp, Withagen &

80 Koedijker, 2015). Dicks and colleagues highlighted that although a large number of video  
81 training studies have been conducted (e.g., Williams, Ward & Chapman, 2003), the vast majority  
82 have not included transfer tests to examine whether changes in performance on video-based tasks  
83 of anticipation and decision-making lead to commensurate improvements during on-field  
84 improvements. An example of previous research that has examined on-field performance is the  
85 study conducted by Jordet (2005), who investigated whether an imagery intervention combined  
86 with observation of video footage could improve the decision-making of elite football players.  
87 Following the intervention, the players were found to increase the amount of VEA, although  
88 there were no improvements in decision-making. The absence of performance improvements  
89 exhibited were explained by a ‘ceiling effect’ as the participants were playing at an elite,  
90 international level. Despite this finding, it has been proposed that an imagery intervention, as  
91 used by Jordet (2005), may support the development of perceptual skill (e.g., Smeeton, Hibbert,  
92 Stevenson, Cumming, & Williams, 2013).

93 An imagery intervention that has received much attention in the sport psychology  
94 literature is the PETTLEP model (for a review, see Wakefield, Smith, Moran, & Holmes, 2013).  
95 The PETTLEP model (Holmes & Collins, 2001) emphasizes that imagery interventions should  
96 be individualized and aim to simulate a performer’s execution situations, with emphasis on  
97 experiences associated with movements and their associated emotional consequences. The seven  
98 components of the PETTLEP model (Physical, Environment, Task, Timing, Learning, Emotion  
99 and Perspective) can be used individually or in combination to increase the effectiveness of an  
100 imagery intervention (Holmes & Collins, 2001). Interventions using adult participants have  
101 supported the use of PETTLEP imagery in improving performance of motor skills (e.g., Smith,  
102 Wright, Allsopp, & Westhead, 2007; Smith, Wright, & Cantwell, 2008). A study of junior

103 cricketers found that imagery rehearsal mimicking physical practice via the PTTLEP  
104 framework, combined with video training, led to improvements in performance on a video-based  
105 anticipation task (Smeeton et al., 2013). However, an important limitation of Smeeton et al.'s  
106 work was the absence of an on-field transfer test, meaning that it remains unknown whether the  
107 PTTLEP intervention enhanced anticipation during actual batting performance. Specifically,  
108 recent studies in the anticipation literature have highlighted that the processes underpinning  
109 anticipation skill are different for video-based judgement tasks and real-time interception tasks  
110 (e.g., Dicks et al., 2010). It therefore follows that an important requirement in contemporary  
111 perceptual learning studies is to include on-field transfer tests (Dicks et al., 2015).

112       Furthering the extant literature (Smeeton et al., 2013) in this present study we examine  
113 whether a combined video and imagery intervention leads to improvements in anticipatory  
114 control when performance is assessed beyond the laboratory. Specifically, we examined whether  
115 a combined PTTLEP imagery and video training intervention improved VEA and decision-  
116 making in elite academy level football players. A secondary aim was to study whether any  
117 increase in VEA enhances performance with the ball in match situations (cf. Jordet, 2005).  
118 Significantly, we address calls to examine the benefits of a perceptual training intervention  
119 beyond a simulated laboratory setting (see Dicks et al., 2015) and examine whether the previous  
120 lack of improvement in performance accuracy are attributable to ceiling level performance as  
121 reported by Jordet (2005). In this instance, we hypothesized that increased VEA will lead to  
122 improved performance (decision-making) with the ball (Jordet et al., 2013) for elite academy  
123 football players.

## 124                                   **METHOD**

125       Participants

126 Five male participants were recruited from an under 18 elite (professional) UK academy  
127 football team. All participants were aged 16 and 17 and provided informed written consent  
128 before taking part in the study. The five participants were selected based on their position in the  
129 team's formation; only midfielders and forwards were recruited after a discussion with the  
130 team's coach regarding position-specific responsibilities. This was attributed to the hypothesis  
131 that to support successful action, midfielders and forwards need to engage in VEA prior to  
132 receiving the ball (Jordet et al., 2013). Participants 1 and 3 played as central midfielders,  
133 Participants 2 and 4 played as wide midfielders and Participant 5 played as a center forward. The  
134 study was approved by the lead author's University's ethics committee.

#### 135 Experimental Design

136 A single-case, staggered multiple-baseline across-participants design was used to explore  
137 intervention effects for each participant. The multiple-baseline design remains the most effective  
138 design for exploring intervention effects in sport psychology research (see Barker, Mellalieu,  
139 McCarthy, Jones, & Moran, 2013). In this design, the introduction of the intervention typically  
140 takes place when a stable baseline of the dependent variable is achieved, or performance moves  
141 in a direction opposite to that expected following treatment (Hrycaiko & Martin, 1996). Each  
142 participant acts as their own control, thus allowing for comparison at a within-subject level  
143 between baseline and post-intervention phases (Gage & Lewis, 2013).

144 The order of participants taking part in the intervention was determined by the most  
145 stable baseline measures across the first five matches (equivalent to four weeks; Carr, 2005). The  
146 present study lasted 21 weeks and the intervention was introduced to Participant 1 in week 5,  
147 which is in line with previous research (e.g., Wakefield & Smith, 2011). The intervention lasted  
148 for six weeks for each participant, except for Participant 4 who completed a seven-week



149 intervention as a minor injury prevented him from training for one week. Participants completed  
150 one supervised imagery session per week and were encouraged to complete two individual  
151 sessions per week (recorded using an imagery diary; Jordet, 2005) as using PETTLEP imagery  
152 for three times a week (Wakefield & Smith, 2009) for six weeks (Finn, Grills, & Bell, 2009) has  
153 been suggested as an effective frequency of intervention.

#### 154 Procedure

155 *Data Collection.* Recordings of 19 matches in the team's season were analyzed to collect  
156 performance data. Ten randomly selected situations – less than ten if a participant was used as a  
157 substitute – were collected from each match. A situation was collected if the participant was in  
158 control of the ball and visible on camera for at least 5 seconds before receiving the ball.

159 *Intervention.* The imagery intervention consisted of the participants imagining themselves  
160 in a match situation and engaging in VEA before receiving the ball. The principal investigator  
161 and the football club's academy sport psychologist in training led the intervention. Prior to  
162 starting the intervention, the coaching staff were consulted to outline each participant's position  
163 in the team's formation and expectations of the position in the team. Specifically, the coaching  
164 staff provided information regarding the team's playing philosophy to ensure that the  
165 intervention was individualized and underpinned the team's tactics and style of play.

166 Participants completed the MIQ-R (Hall & Martin, 1997) as part of the first intervention  
167 session to provide baseline imagery ability scores. The following intervention sessions focused  
168 on upcoming match situations using personalized scripts that were developed with the feedback  
169 of the coaching staff. Participants also had the opportunity to watch video sequences of their  
170 VEA in a recent match situation before engaging in imagery. The imagery script instructed  
171 participants to engage in VEA as if they were searching for information away from the ball but

172 the participant decided the pattern of play, for example: “As the ball is travelling towards you,  
173 imagine checking for team mates in advanced positions. Imagine controlling the ball. You have  
174 the ball, now I want you to imagine what you will do with the ball”. The participants were  
175 instructed to image three match scenarios and actions in each session. The imagery scripts are  
176 available upon request from the first author.

177         Components of the PETTLEP model (Holmes & Collins, 2001) were used in the  
178 development of the script. The Physical and Perspective components of the PETTLEP model  
179 were manipulated by instructing participants to ‘step inside’ the video with their eyes closed as if  
180 they were preparing to receive the ball (Smeeton et al., 2013). To use elements of the  
181 Environment component, participants were told to feel the pitch beneath them and imagine the  
182 weather of the upcoming match. Task and Timing components were manipulated by allowing the  
183 participant to ‘play’ the ball and this encouraged the participants to think about future action  
184 opportunities (Jordet, 2005; Smeeton et al., 2013). Discussions with each participant after  
185 imagery revealed the outcome of the imagined scenario (e.g. team scoring a goal), which  
186 engages the Emotion component (Smith et al., 2007).

187         During the intervention, participants were asked to complete an imagery diary to record  
188 the number of individual imagery sessions performed (Wright & Smith, 2009) and to note down  
189 any difficulties that they experienced while performing imagery (Wakefield & Smith, 2011).  
190 Participants were encouraged to use their imagery script once individually and to observe one  
191 televised football match every week. The purpose of watching a game was for the players to  
192 observe the VEA of an elite player in their position and to make notes of their observations in  
193 their imagery diary. Throughout the six weeks, Participants 1 and 5 completed seven individual  
194 sessions, Participant 2 completed five, Participant 3 completed six, Participant 4 completed four.

195           Once the participants had gained a clear understanding of the scripts, instructions shifted  
196 to the use of action lexicon such as ‘search’ and ‘scan’ (Jordet, 2005). Furthermore, videos were  
197 removed from the sessions. The rationale behind this shift was to ensure that script was easier to  
198 practice following the completion of the intervention and such imagery applied the Learning  
199 element of the PETTLEP model (Holmes & Collins, 2001).

#### 200   Dependent Measures

201           *Visual Exploratory Activity.* The measure of VEA was based on Jordet’s (2005)  
202 definition of exploratory search. VEA was calculated by recording the number of explorations in  
203 a situation and dividing it by the number of seconds of that situation. The final five seconds  
204 before receiving the ball was defined as the online scanning period and any footage visible of the  
205 participant 10-5 seconds before receiving the ball was defined as the extended scanning period.

206           *Action Completion Rate.* An action was considered successful if it resulted in continued  
207 possession of the ball for the team. Action completion rate was calculated by dividing the  
208 number of successful actions by the number of situations selected for analysis in a match.

209           *Direction of Actions.* The number of forward actions and actions that were performed in a  
210 different direction to the direction of receiving the ball were recorded in each match. Actions  
211 were analyzed using Kinovea and were recorded as ‘performed in a different direction’ if the  
212 angle between the pass to the participant and the participant’s action was greater than 90°.

213           *Decision-Making.* Using action completion rate in isolation would not differentiate  
214 between a successful *risky* forward pass and a successful short backwards pass. Therefore,  
215 situations were evaluated by two coaches (with UEFA B qualifications) on a scale of 1-7 and  
216 were typically scored as follows; 1-3 if the player in possession unnecessarily lost the ball, 4  
217 reflected intermediate performance and 5-7 for penetrating or efficient actions (Jordet, 2005).

218            *Imagery Ability.* Following previous PETTLEP studies (Smith et al., 2008; Wakefield &  
219 Smith, 2011), imagery ability was scored using a 7-point Likert scale in response to the MIQ-R  
220 (Hall & Martin, 1997). The MIQ-R is an eight-item questionnaire that assesses one's ability to  
221 perform visual and kinesthetic imagery. Participants were asked to rate the ease or difficulty of  
222 imaging the movement ranging from 1 (very hard to see/feel) to 7 (very easy to see/feel).

223            *Social Validation.* Participants were interviewed every two weeks to ascertain their  
224 thoughts on the progress of the intervention (see Page & Thelwell, 2013). Participants and the  
225 coach engaged in post-intervention interviews to explore the effectiveness of the intervention and  
226 its effects (Barker et al., 2013; Page & Thelwell, 2013). The interviews allowed open-extended  
227 answers to be given based on the outcomes and experiences of the intervention.

#### 228 Procedural Reliability

229            To ensure that each participant was treated equally, post-intervention scores were not  
230 viewed until all participants had completed the entire data program. Further, the pre-determined  
231 and structured nature of the intervention protocol ensured consistency of delivery across all  
232 participants (Barker et al., 2013).

#### 233 Data Analysis

234            Ten match situations were selected at random and were analyzed from all situations  
235 collected in each match. Kinovea was used to analyze situations and collect quantitative  
236 performance data as this software program had the capacity to clip matches and a zoom tool to  
237 analyze VEA. Decision-making was analyzed by two qualified coaches (UEFA B Licence) using  
238 the 1-7 scale (Jordet, 2005). The final data was analyzed using visual graph inspection. Visual  
239 graph analysis with comparison of mean values is recognized as an accepted alternative to  
240 statistical techniques in SCD's, with six features of the graphic display that can be interpreted:







309 central position” as they “require 360° awareness”. The coach was very positive on the  
310 performance impact that the intervention had, stating, “The quality and frequency of the scans  
311 certainly improved”. The coach felt that the intervention and imagery scripts were suitable for  
312 the purpose of the study and were manageable alongside the regular training of participants.

### 313 **DISCUSSION**

314 The purpose of the present study was to examine whether a combined PETTLEP imagery  
315 and video training intervention can improve VEA and decision-making in elite academy level  
316 football players. We aimed to examine the benefits of a perceptual training intervention beyond a  
317 laboratory setting and whether the previous lack of improvement in performance can be  
318 attributable to ceiling level performance (Jordet, 2005). Following previous research (Jordet,  
319 2005), we hypothesized that the imagery intervention would produce an increase in VEA and  
320 improve performance with the ball in match situations as a higher level of VEA has been shown  
321 to be reflective of improved performance (Jordet et al., 2013). The imagery intervention of  
322 Jordet’s (2005) study demonstrated improvements in VEA of elite football players with  
323 international caps, but recorded no improvements of performance with the ball. The participants  
324 of the present study were academy level football players and thus, we expected, had scope for  
325 improvement in performance with the ball. The present study lends partial support to our  
326 hypothesis and is consistent with past research in that the use of an imagery intervention  
327 enhanced VEA. However, there were no consistent improvements in performance with the ball  
328 across all participants (Jordet, 2005). The strongest indications of improvements in VEA were  
329 displayed in center midfielders (Participants 1 and 3) and supported by the view of the team’s  
330 coach that center midfielders require “360° awareness” (see Figure 1). Although there were  
331 smaller indications of improvements in VEA for wide midfielders (Participants 2 and 4), and the



332 team's center forward (Participant 5), decision-making of all participants improved when  
333 comparing post-intervention to baseline (see Figure 3). Action completion rate data was variable,  
334 although substantial improvements are indicated for Participant 1 (see Figure 2), and there were  
335 no intervention effects on action completion rates for all participants when playing the ball  
336 forward or in a different direction to which the ball was received.

337         Our results indicate that exploratory behavior appears to play a critical role in perception-  
338 action across extended and online time-scales. Without anticipatory control, an individual's  
339 action would be reduced to mere reaction, which would not suffice in fast-paced sport  
340 environments (Fajen et al., 2009). In our present study, the improvements reported in online  
341 VEA appear to play an important role in decision-making performance. Specifically, VEA in the  
342 final five seconds before receiving the ball appeared to enable participants to exploit information  
343 that supported subsequent actions with the ball. Such suggestion is in line with previous findings,  
344 which indicate that online adjustments ensure that actions can be performed within a performer's  
345 action capabilities (Dicks, Davids et al., 2010; Orth et al., 2014).

346         Increased VEA may lead to the search for *more* information, which would present further  
347 potential opportunities for action (affordances). Perception of opportunities for action will be  
348 grounded in a football player's physical and technical capabilities (Fajen et al., 2009). Thus, a  
349 football player can be exposed to more information in the environment, in the sense that they are  
350 relying on an informational variable, but this extra information may not be calibrated to their  
351 action capabilities (Dicks et al., 2015; Fajen et al., 2009). It is possible that for complex  
352 perceptual-motor skills that take place within dynamic sport situations, this period of  
353 (re)calibration may require a long duration of practice and hence why the more stable changes of  
354 performance with the ball are observed for participants with the longer post-intervention phases.

355 Future work may therefore benefit from examining performance improvements over a longer  
356 post-intervention period. Although post-intervention improvements were reported for decision-  
357 making (see Figure 3), participant performances were typically recorded as being at an  
358 intermediate level (4). Strong indications of an improvement in performance with the ball were  
359 noticeable in isolated cases, however lack of widespread improvements across participants can  
360 potentially be attributed to the design of the PETTLEP imagery, which emphasized simulations  
361 of VEA but not necessarily decision-making (see also, Jordet, 2005). Overall, the video and  
362 imagery intervention may have led to a positive change in online VEA, however this same  
363 intervention did not transfer to the control of opportunities for action for all participants.

364         Although the imagery intervention produced post-intervention improvements in imagery  
365 ability for all participants (see Table 1), there were only a minority of participants who displayed  
366 clear improvements in performance with the ball. This finding suggests that the combined video  
367 and imagery intervention may have led to improvements in vision for perception but had no  
368 effect on vision for perception-action (van der Kamp et al., 2008; Dicks et al., 2015). It has been  
369 suggested that PETTLEP imagery scripts may develop perceptual-motor skill associated with  
370 ventral system (vision for perception) processes (Holmes & Collins, 2001; Wakefield et al.,  
371 2013), which act on a longer timescale than the online control of actions (Madary, 2011; van der  
372 Kamp et al., 2008). In contrast, dorsal system (vision for action) processes play a fundamental  
373 role in anticipation (Madary, 2011) and are underpinned by information exploited during  
374 movement control (van der Kamp et al., 2008). That is, it is plausible that there were no  
375 substantial improvements with the ball observed in the present study as the PETTLEP  
376 intervention may only primarily support processes associated with vision for perception (ventral  
377 system) and not vision for action (dorsal system). Complementary to views highlighted

378 elsewhere (e.g., Wakefield et al., 2013) future researchers would benefit from the exploration of  
379 the time-scales of perceptual-motor control that are best supported by imagery interventions.

380 The design of the present study enabled social validation to be collected during the  
381 intervention through fortnightly semi-structured interviews (Page & Thelwell, 2013). Participant  
382 4 represents an example of the usefulness of participant interviews during the intervention phase,  
383 as this allowed the adaptation of his intervention to seven weeks due to injury. Researchers using  
384 single-case designs (SCD) should implement regular social validation to further individualize the  
385 intervention for respective participants. Consistent with recent SCD research (e.g., Turner &  
386 Barker, 2013), a post-intervention interview was administered with the team's coach. The  
387 coach's positive comments on the development of the participants reinforce the effectiveness of  
388 the intervention. The strongest suggestions of an intervention effect are reflected in Participant 1,  
389 which was supported by the coach's interview. Reporting the views of a coach adds to the VEA  
390 literature that has previously only reported the views of participants (Jordet, 2005).

391 Social validation data indicated that the coach recognized that the frequency and *quality*  
392 of scans (VEA) had improved. Improvements in perceptual-motor skill are likely to reflect  
393 enhanced attunement of exploratory behaviors to task demands (Reed, 1996). Thus, ongoing  
394 VEA may become unnecessary if players are attuned to information that will support subsequent  
395 perception-action (Dicks et al., 2015). Given previous findings (Jordet et al., 2013), such  
396 interpretation appears most appropriate for wide positions as there were minimal post-  
397 intervention effects on VEA in these players (Participants 2 and 4). Nevertheless, both wide  
398 midfielders (right midfielder and left midfielder) improved decision-making when comparing  
399 post-intervention performance to baseline. This suggests that the imagery intervention improved  
400 the quality of VEA (albeit at an intermediate level) due to the wide midfielders learning where

401 and when to scan. Thus, analogous to findings of differences in the physiological demands of  
402 respective football player positions (e.g., Gonçalves, Figueira, Maças, & Sampaio, 2014), our  
403 study indicates that perceptual-motor skill demands appear to vary between playing positions.  
404 Future researchers should consider further examination of how VEA is adapted relative to  
405 changes in player abilities (e.g., Dicks, Davids et al., 2010) and player position. Moreover,  
406 further researchers should accommodate individual differences in perceptual learning  
407 interventions (Dicks et al., 2015). In this regard, the individualized nature of the PETTLEP  
408 intervention (Wakefield et al., 2013), means that such position- and player-specific requirements  
409 can be catered for during training. Despite the significant scope available for future researchers,  
410 the current study provides practical recommendations for coaches within similar settings,  
411 namely; (i) the need for an awareness of the importance of VEA in the development of decision  
412 making and specific performance outcomes, particularly in players within certain playing  
413 positions, (ii) the importance of integrating perceptual skill training interventions alongside those  
414 of a technical and physical nature to develop VEA behaviors, (iii) and the potential efficacy of  
415 imagery and video training as a supplement to physical practice to facilitate such development.

416         The results from our study lend support to previous research (Jordet, 2005) and show that  
417 a PETTLEP based imagery intervention can produce improvements in VEA of elite academy  
418 level football players. Future researchers should seek to understand the time-scales of perceptual-  
419 motor control that are best facilitated by imagery interventions. Moreover, future researchers  
420 could examine how differences in player position and abilities influence VEA. Finally, the  
421 present study was one of the first to use regular social validation with young athletes in a SCD  
422 (Page & Thelwell, 2013) and therefore researchers may consider the use of ongoing social  
423 validation to tailor the intervention to the participant's needs and to explore intervention efficacy.

## 424 References

- 425 Adolph, K. E., Cole, W. G., Komati, M., Garciaguirre, J. S., Badaly, D., Lingeman, J. M., Chan,  
426 G. L. Y., & Sotsky, R. B. (2012). How Do You Learn to Walk? Thousands of Steps and  
427 Dozens of Falls per Day. *Psychological Science*, 23(11), 1387-1394.
- 428 Adolph, K. E., Eppler, M. A., Marin, L., Weise, I. B., & Wechsler Clearfield, M. (2000).  
429 Exploration in the service of prospective control. *Infant Behavior and Development*,  
430 23(3), 441-460.
- 431 Araújo, D., Davids, K., & Hristovski, R. (2006). The ecological dynamics of decision making in  
432 sport. *Psychology of Sport and Exercise*, 7(6), 653-676.
- 433 Barker, J. B., Mellalieu, S. D., McCarthy, P. J., Jones, M. V., & Moran, A. (2013). A review of  
434 single-case research in sport psychology 1997–2012: Research trends and future  
435 directions. *Journal of Applied Sport Psychology*, 25(1), 4-32.
- 436 Carr, J. E. (2005). Recommendations for reporting multiple-baseline designs across participants.  
437 *Behavioral Interventions*, 20(3), 219-224. Dicks, M., Button, C., & Davids, K. (2010).  
438 Availability of advance visual information constrains association-football goalkeeping  
439 performance during penalty kicks. *Perception*, 39(8), 1111-1124.
- 440 Dicks, M., Davids, K., & Button, C. (2010). Individual differences in the visual control of  
441 intercepting a penalty kick in association football. *Human Movement Science*, 29(3), 401-  
442 411.
- 443 Dicks, M., van der Kamp, J., Withagen, R., & Koedijker, J. (2015). Can we hasten expertise by  
444 video simulations? Considerations from an ecological psychology perspective.  
445 *International Journal of Sport Psychology*, 46(6), 587-607.

- 446 Fajen, B. R., Riley, M. A., & Turvey, M. T. (2009). Information, affordances, and the control of  
447 action in sport. *International Journal of Sport Psychology, 40*, 79-107.
- 448 Finn, J., Grills, A., & Bell, D. (2009). A comparison of PETTTLEP imagery, physical practice and  
449 their combination in the facilitation of non-dominant leg kicking accuracy. *International*  
450 *Research in Science and Soccer, 177-187*.
- 451 Gage, N. A., & Lewis, T. J. (2013). Analysis of effect for single-case design research. *Journal of*  
452 *Applied Sport Psychology, 25*(1), 46-60.
- 453 Gibson, J. J. (1979). *The Ecological Approach to Visual Perception*. Boston: Houghton Mifflin.
- 454 Gonçalves, B. V., Figueira, B. E., Maçãs, V., & Sampaio, J. (2014). Effect of player position on  
455 movement behaviour, physical and physiological performances during an 11-a-side  
456 football game. *Journal of Sports Sciences, 32*(2), 191-199.
- 457 Hall, C. R., & Martin, K. A. (1997). Measuring movement imagery abilities: A revision of the  
458 movement imagery questionnaire. *Journal of Mental Imagery, 21*, 143-154.
- 459 Holmes, P., & Collins, D. J. (2001). The PETTTLEP approach to motor imagery: A functional  
460 equivalence model for sport psychologists. *Journal of Applied Sport Psychology, 13*(1),  
461 60-83.
- 462 Hrycaiko, D., & Martin, G. L. (1996). Applied research studies with single-subject designs: Why  
463 so few? *Journal of Applied Sport Psychology, 8*(2), 183-199.
- 464 Jordet, G. (2005). Perceptual training in soccer: An imagery intervention study with elite  
465 players. *Journal of Applied Sport Psychology, 17*(2), 140-156.
- 466 Jordet, G., Bloomfield, J., & Heijmerikx, J. (2013). The hidden foundation of field vision in  
467 English Premier League (EPL) soccer players. *Sport Analytics Conference* (pp. 1-6).  
468 Boston: Mit Sloan.

- 469 Madary, M. (2011). The dorsal stream and the visual horizon. *Phenomenology and the Cognitive*  
470 *Sciences*, 10(4), 423-438.
- 471 Orth, D., Davids, K., Araújo, D., Renshaw, I., & Passos, P. (2014). Effects of a defender on run-  
472 up velocity and ball speed when crossing a football. *European Journal of Sport Science*,  
473 14(1), 316-323.
- 474 Page, J., & Thelwell, R. (2013). The value of social validation in single-case methods in sport  
475 and exercise psychology. *Journal of Applied Sport Psychology*, 25(1), 61-71.
- 476 Reed, E. S. (1996). *Encountering the world: Toward an ecological psychology*. New York:  
477 Oxford University Press.
- 478 Seifert, L., Boulanger, J., Orth, D., & Davids, K. (2015). Environmental design shapes  
479 perceptual-motor exploration, learning, and transfer in climbing. *Frontiers in Psychology*,  
480 6, 1819.
- 481 Smeeton, N. J., Hibbert, J. R., Stevenson, K., Cumming, J., & Williams, A. M. (2013). Can  
482 imagery facilitate improvements in anticipation behavior? *Psychology of Sport and*  
483 *Exercise*, 14(2), 200-210.
- 484 Smith, D., Wright, C., Allsopp, A., & Westhead, H. (2007). It's all in the mind: PETTLEP-based  
485 imagery and sports performance. *Journal of Applied Sport Psychology*, 19(1), 80-92.
- 486 Smith, D., Wright, C. J., & Cantwell, C. (2008). Beating the bunker: The effect of PETTLEP  
487 imagery on golf bunker shot performance. *Research Quarterly for Exercise and*  
488 *Sport*, 79(3), 385-391.
- 489 Stoffregen, T. A., & Mantel, B. (2015). Exploratory movement and affordances in design.  
490 *Artificial Intelligence for Engineering Design, Analysis and Manufacturing*, 29, 257-265.

- 491 Turner, M., & Barker, J. (2013). Examining the efficacy of Rational-Emotive Behavior Therapy  
492 (REBT) on irrational beliefs and anxiety in elite youth cricketers. *Journal of Applied*  
493 *Sport Psychology, 25*(1), 132-148.
- 494 van der Kamp, J., Rivas, F., van Doorn, H., & Savelsbergh, G. (2008). Ventral and dorsal  
495 contributions in visual anticipation in fast ball sports. *International Journal of Sport*  
496 *Psychology, 39*(2), 100-130.
- 497 Wakefield, C., & Smith, D. (2009). Impact of differing frequencies of PETTLEP imagery on  
498 netball shooting performance. *Journal of Imagery Research in Sport and Physical*  
499 *Activity, 4*(1), 1-12.
- 500 Wakefield, C., & Smith, D. (2011). From strength to strength: A single-case design study of  
501 PETTLEP imagery frequency. *Sport Psychologist, 25*(3), 305-320.
- 502 Wakefield, C., Smith, D., Moran, A. P., & Holmes, P. (2013). Functional equivalence of  
503 behavioural matching? A critical reflection on 15 years of research using the PETTLEP  
504 model of motor imagery. *International Review of Sport and Exercise Psychology, 6*(1),  
505 105-121.
- 506 Williams, A. M., Ward, P., & Chapman, C. (2003). Training perceptual skill in field hockey: Is  
507 there transfer from the laboratory to the field? *Research Quarterly for Exercise and*  
508 *Sport, 74*(1), 98-103.
- 509 Wright, C., & Smith, D. (2009). The effect of PETTLEP imagery on strength  
510 performance. *International Journal of Sport and Exercise Psychology, 7*(1), 18-31.  
511  
512  
513



## 514 Figure Captions

515 **Figure 1:** Pre- and post-intervention VEA in the extended and online scanning periods<sup>a</sup>.

516 <sup>a</sup> Missing data points are due to injury or non-selection. Participant 4 sustained a minor injury  
517 during the intervention period and the intervention was prolonged to seven weeks for this  
518 participant.

519 **Figure 2:** Pre- and post-intervention action completion rates.

520 **Figure 3:** Pre- and post-intervention decision-making scores.

521 **Table 1:** Baseline and post-intervention imagery ability scores.

522

523

524

525

526

527

528

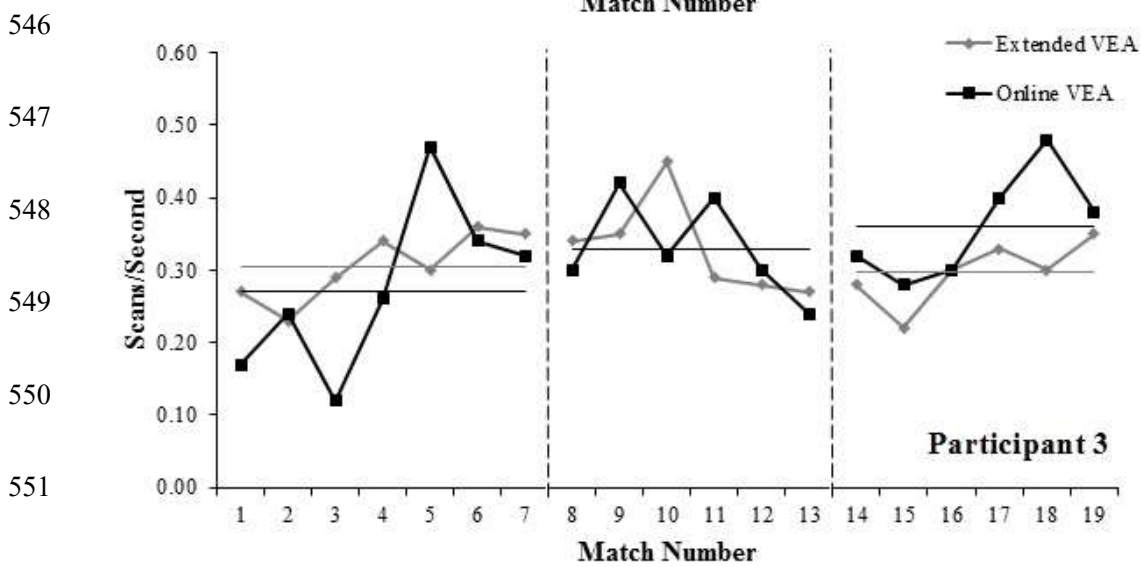
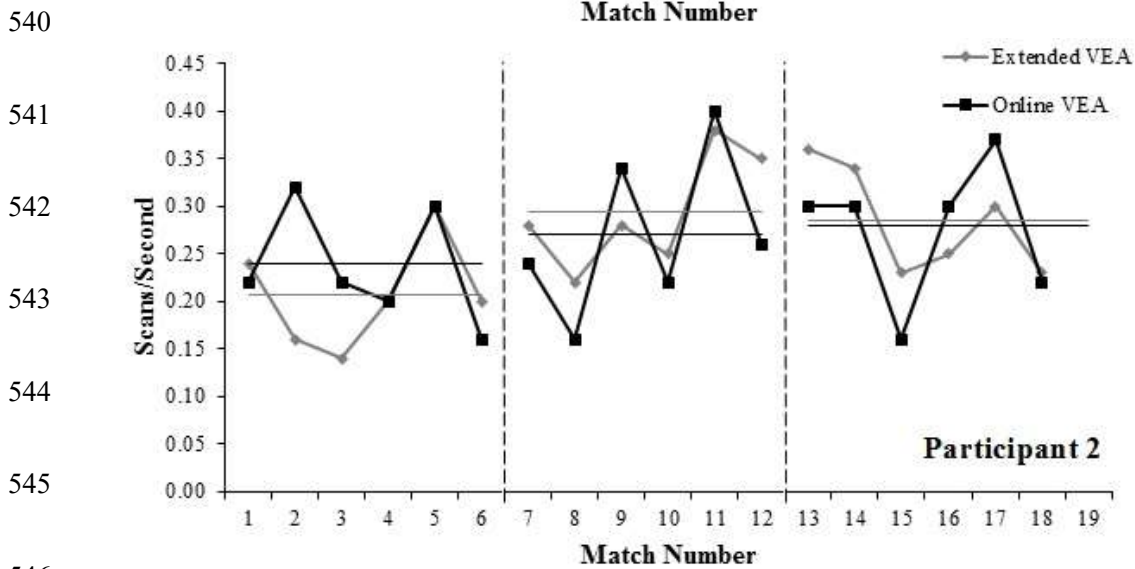
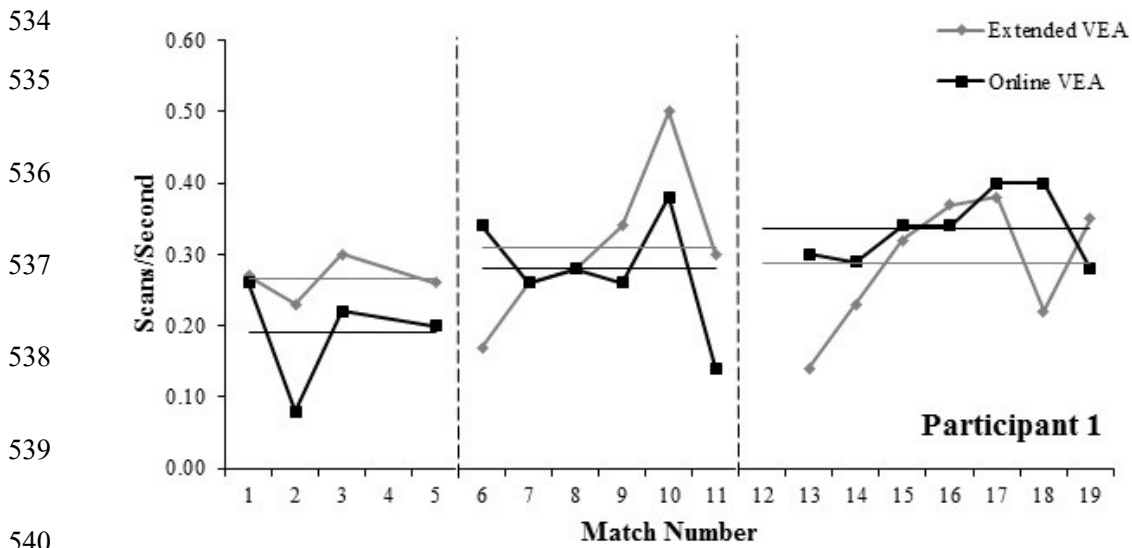
529

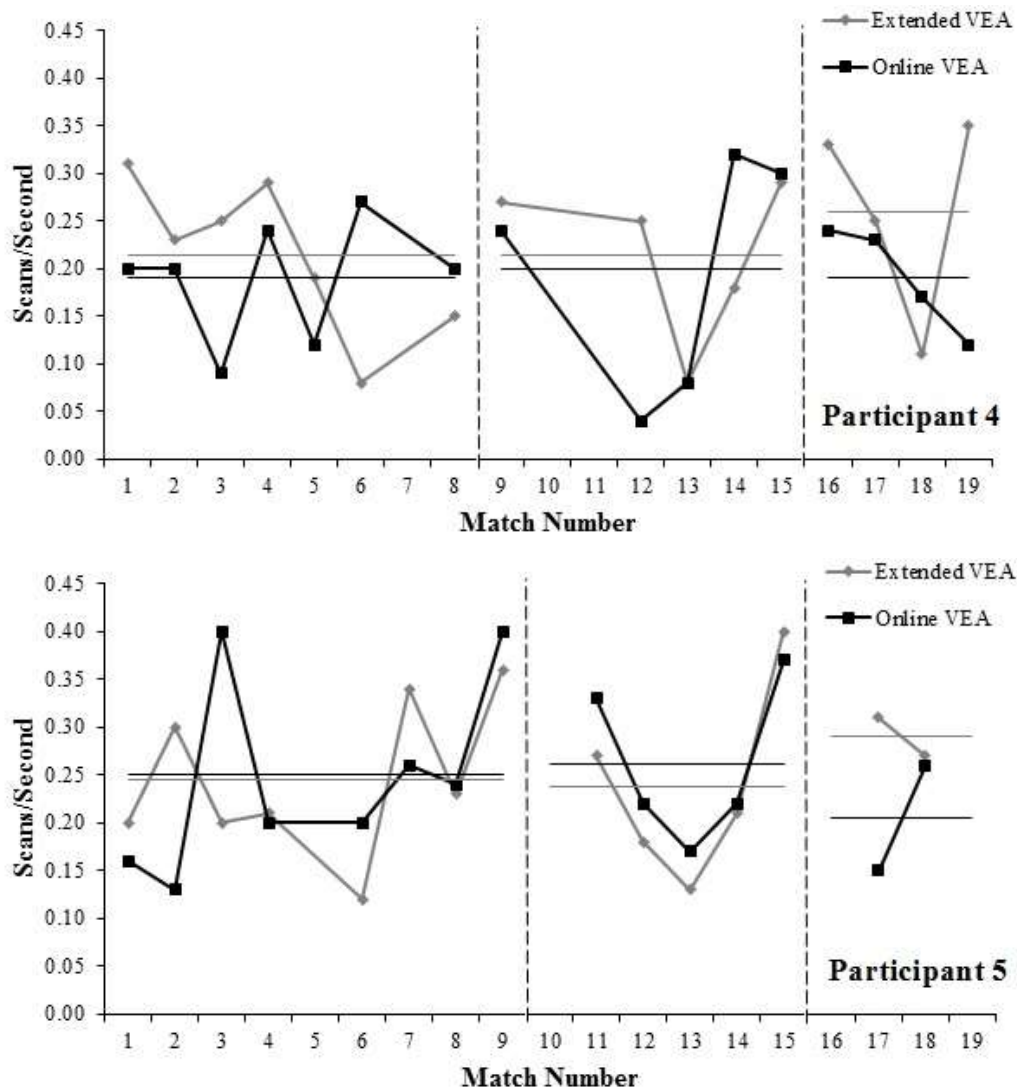
530

531

532

533 **Figures**





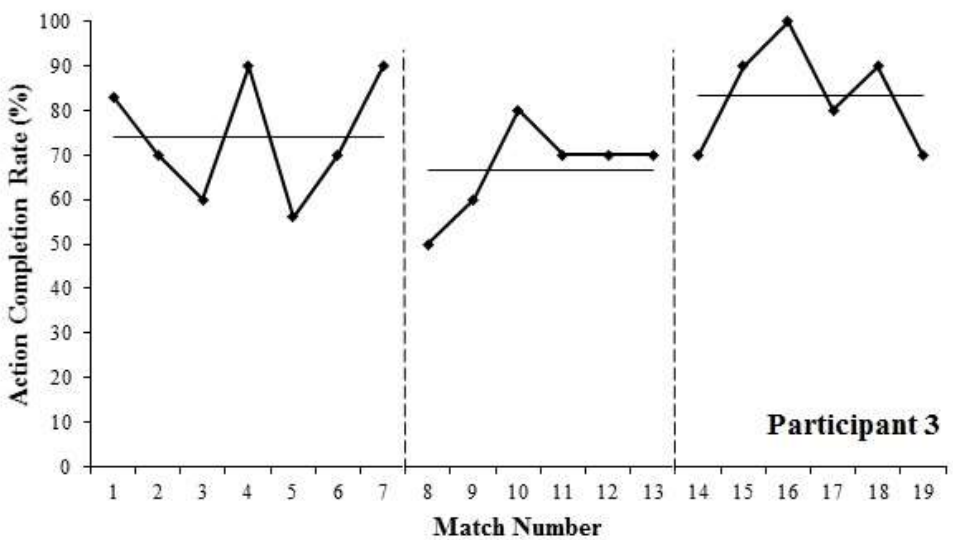
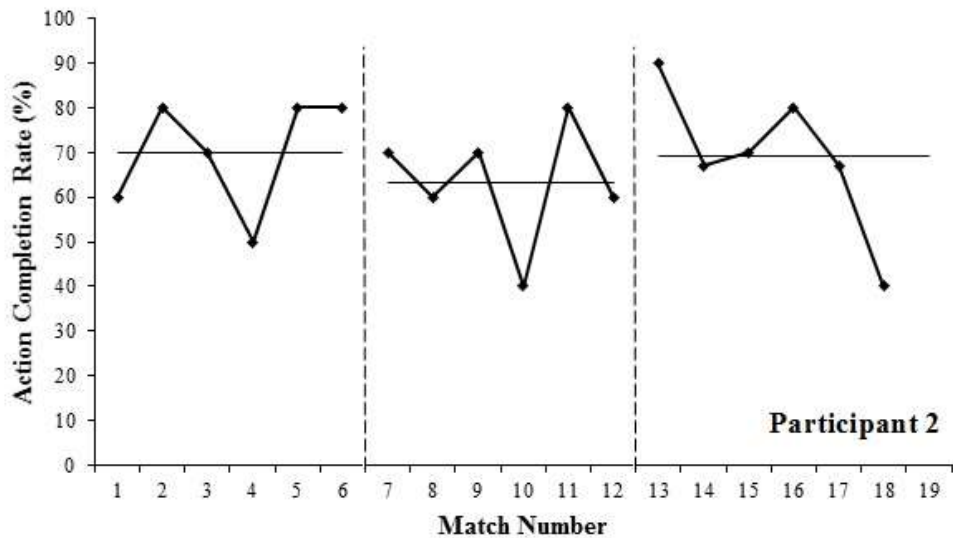
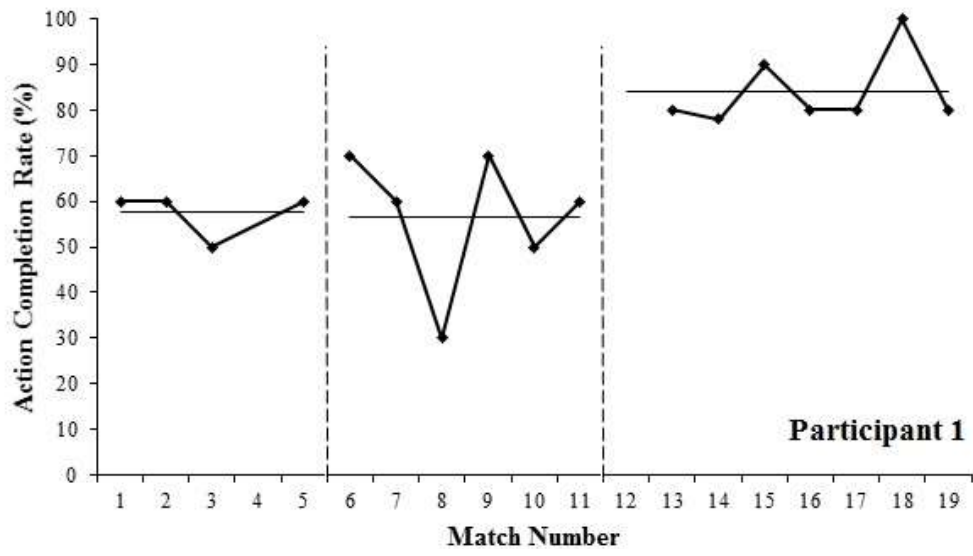
204

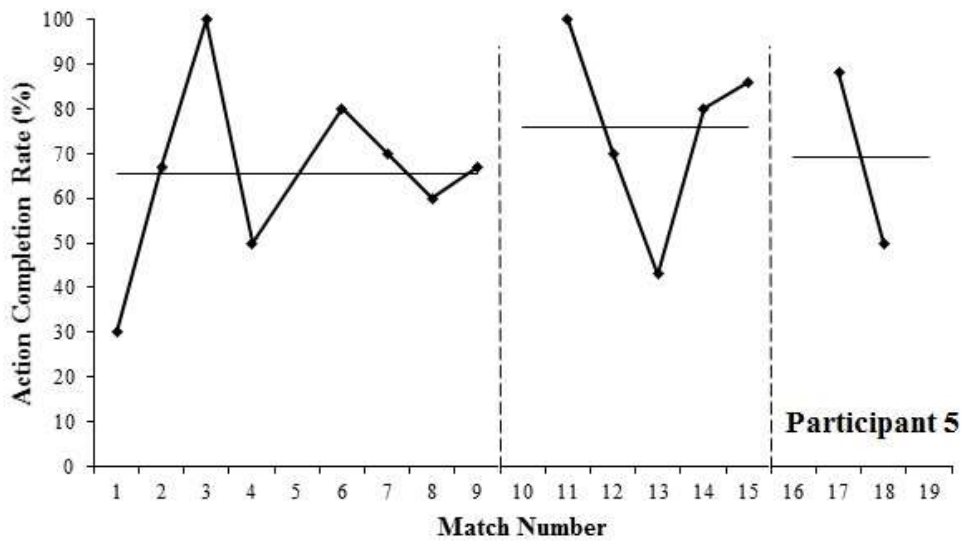
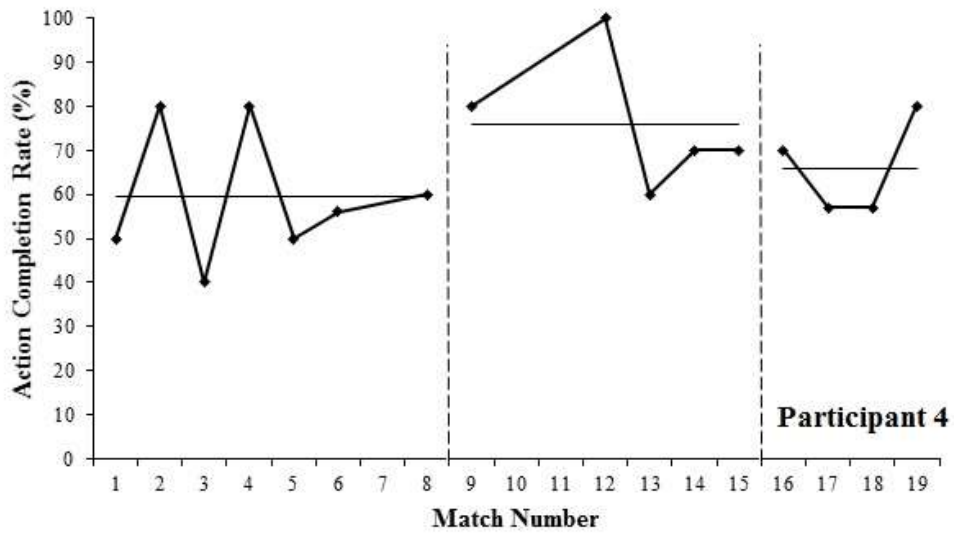
565 **Figure 1:** Pre- and post-intervention VEA in the extended and online scanning periods<sup>a</sup>.

566 <sup>a</sup> Missing data points are due to injury or non-selection. Participant 4 sustained a minor injury  
 567 during the intervention period and the intervention was prolonged to seven weeks for this  
 568 participant.

569

570





602 **Figure 2:** Pre- and post-intervention action completion rates.

603

604

605

606

607

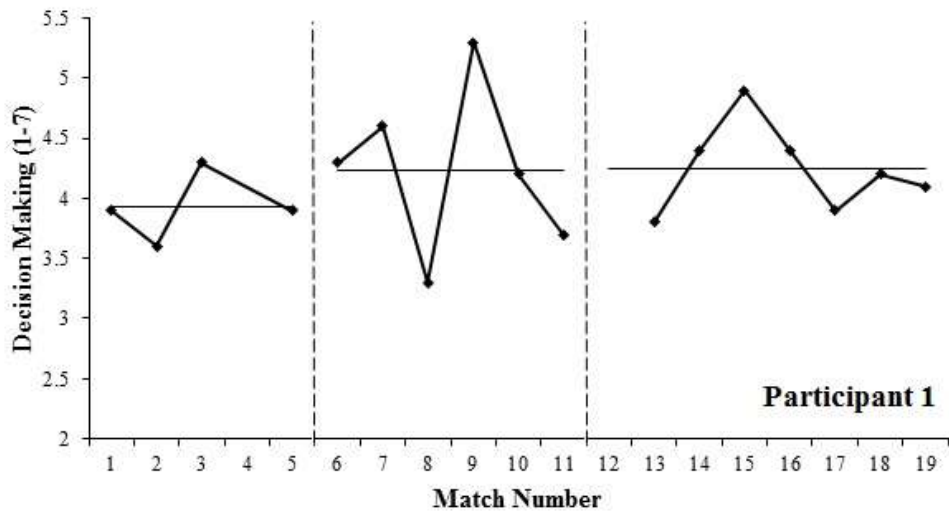
608

609

610

611

612



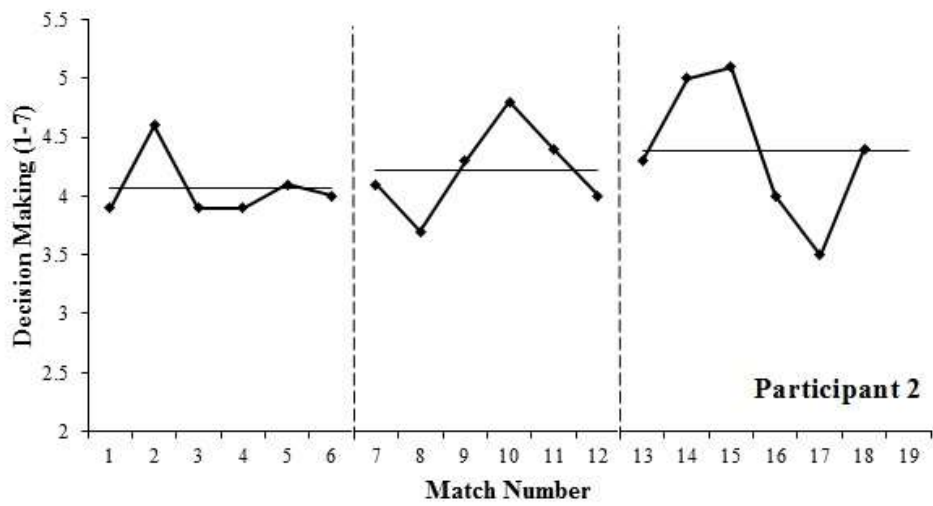
613

614

615

616

617



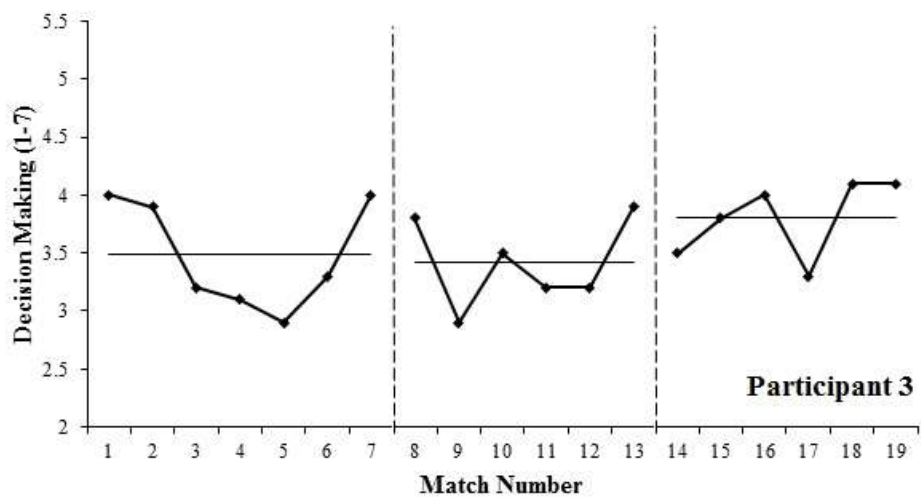
618

619

620

621

622



623

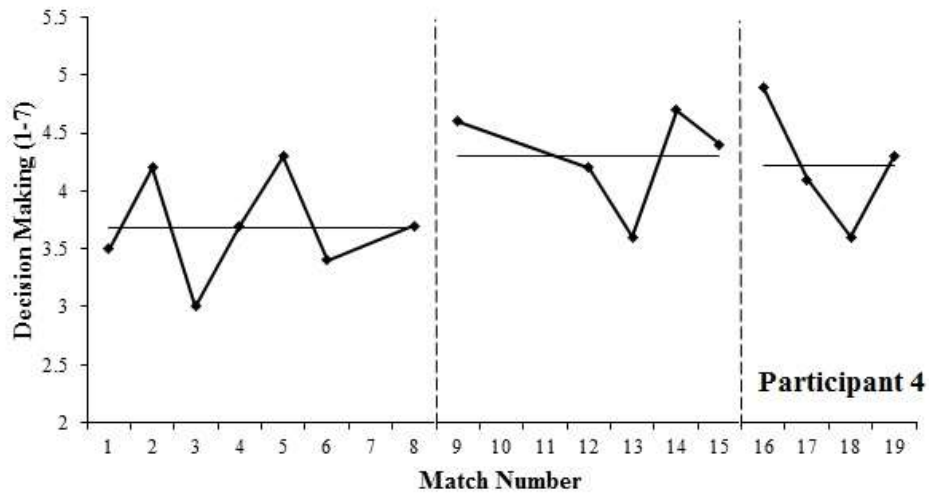
624

625

626

627

628



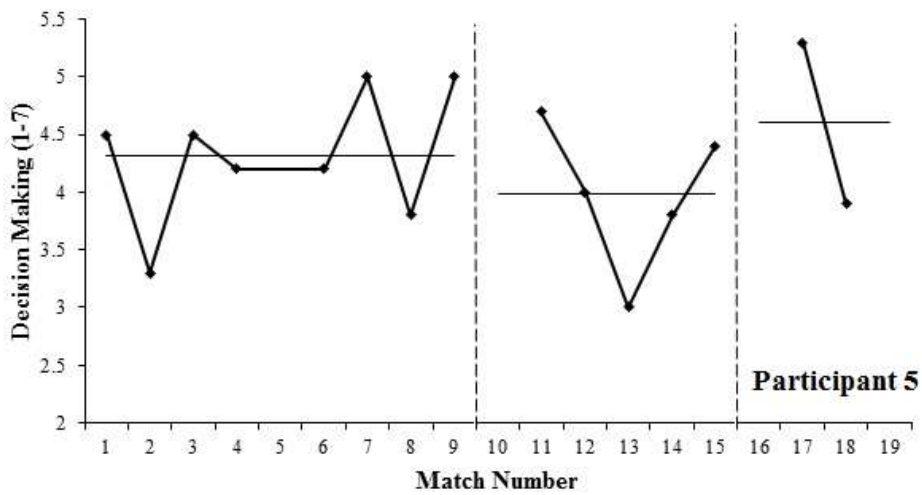
629

630

631

632

633



634

635 **Figure 3:** Pre- and post-intervention decision-making scores.

636

637

638

639

640

641 **Table 1:** Baseline and post-intervention imagery ability scores.

		<b>Baseline</b>				<b>Post-Intervention</b>			
		Visual		Kinesthetic		Visual		Kinesthetic	
Participant		<i>M</i>	<i>SD</i>	<i>M</i>	<i>SD</i>	<i>M</i>	<i>SD</i>	<i>M</i>	<i>SD</i>
1		6.00	0.00	3.00	0.82	6.25	0.50	5.50	0.58
2		4.75	0.50	5.25	0.50	5.25	0.96	5.25	0.50
3		2.00	0.82	2.75	1.26	5.50	0.58	5.50	0.58
4		4.75	0.50	3.00	0.82	5.75	0.50	5.75	0.50
5		6.00	0.00	4.25	0.96	6.75	0.50	6.50	0.58